

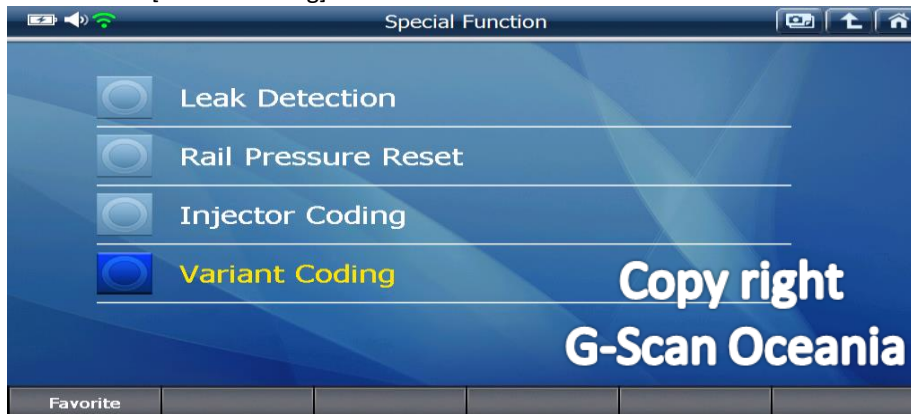
Before Key programming is performed on Ssangyong vehicles, ECM variant coding should be performed as below

1. Select the Menu selection > QUICK SEARCH(TEST) > QUICK SEARCH(TEST) > ECM

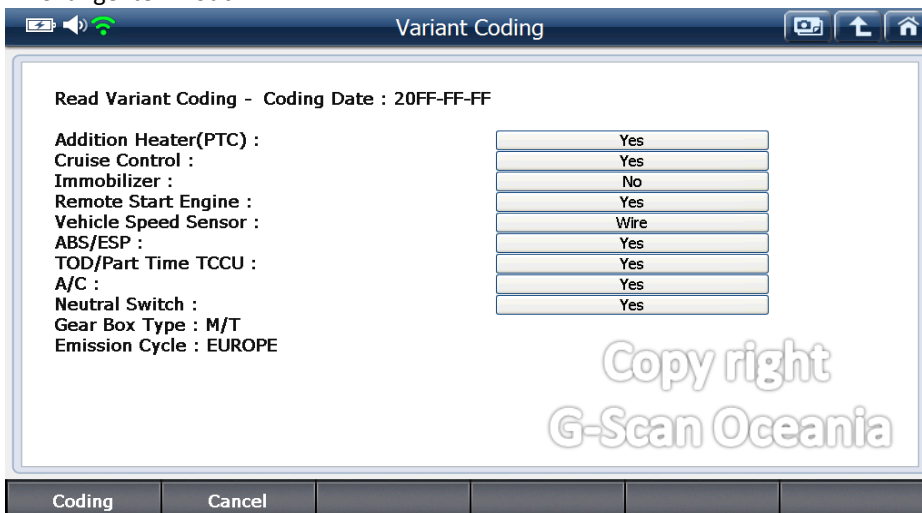
2. Select the [Special function]

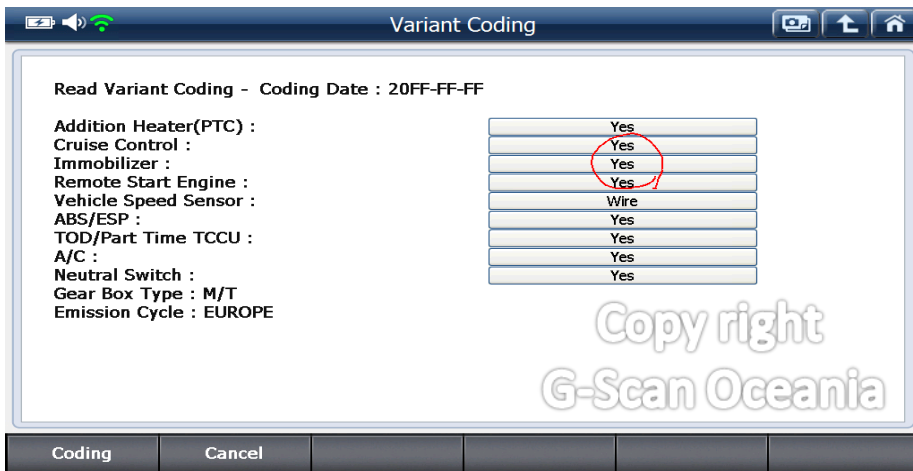


3. Select the [Variant Coding]



4. Change Item Touch





Variant Coding

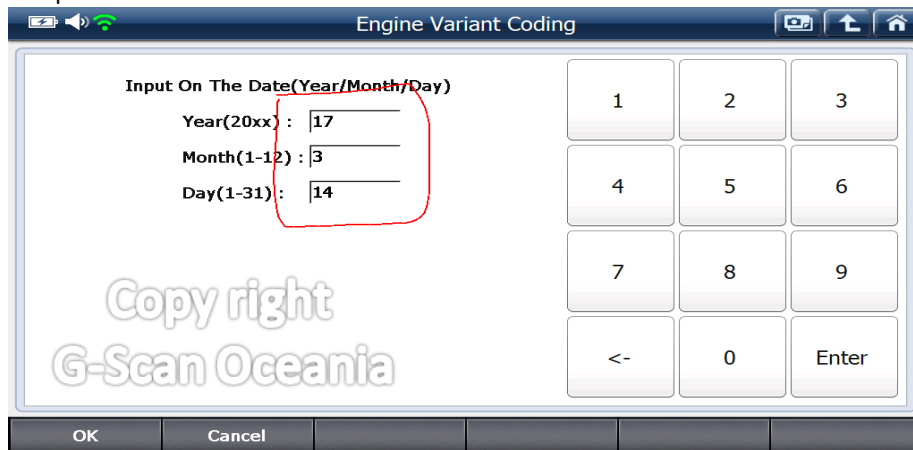
Read Variant Coding - Coding Date : 20FF-FF-FF

Addition Heater(PTC) :	Yes
Cruise Control :	Yes
Immobilizer :	Yes
Remote Start Engine :	Yes
Vehicle Speed Sensor :	Wire
ABS/ESP :	Yes
TOD/Part Time TCCU :	Yes
A/C :	Yes
Neutral Switch :	Yes
Gear Box Type : M/T	
Emission Cycle : EUROPE	

Copy right G-Scan Oceania

Coding Cancel

5. Input the Date



Engine Variant Coding

Input On The Date(Year/Month/Day)

Year(20xx) : 17

Month(1-12) : 3

Day(1-31) : 14

1	2	3
4	5	6
7	8	9
<-	0	Enter

Copy right G-Scan Oceania

OK Cancel

6. Complete

,